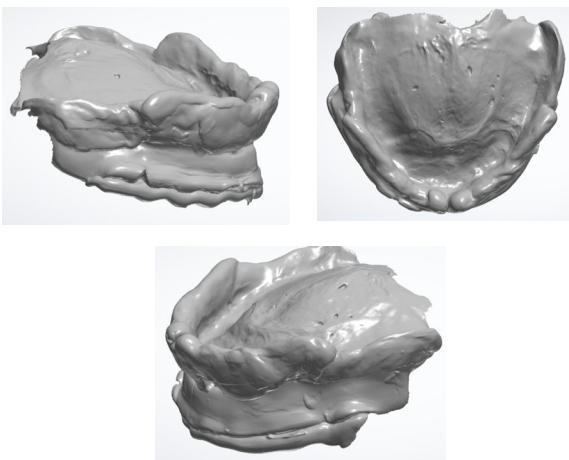


NEW DENTURE SCANS

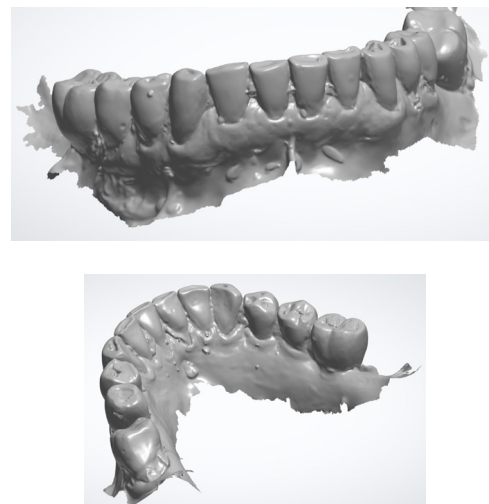
For new dentures without a reference the workflow is very similar to an analog denture. VDO must be established as well as the relationship between the upper and lower arch. These scans can be initiated intraorally but are more accurate when working from bite rims. There is an attached example of a single arch denture but dual arch is done the same way.

Upper Arch Scans

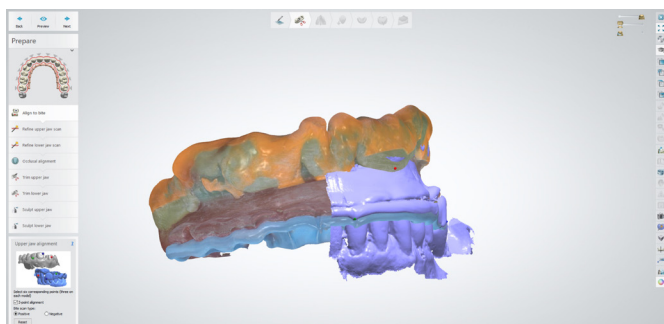
Please be sure to capture Peripheral rolls and all of the distal extension such as the vibrating line.



Antagonist



Example of Alignment Page



Bite Scans

